


Mastering Sight Words

A Free Parent Resource Pack
By Ashley Reed
@Just Reed!




Learning Sight Words

Sight word mastery is crucial for your child's success as a reader. Many sight words cannot be sounded out (decoded).

Therefore, they must be memorized. Sight words also represent some of the most common words in written language.

Students will encounter them over and over on a daily basis, so mastery of them will aid students in fluent reading. How can you help your child master sight words? Here are some fun ways:



Flashlight Words:

Tape word cards on the ceiling or wall. Turn out the lights, and have your child shine a flashlight on the word and read it.



Hopscotch:

Make a hopscotch board with sidewalk chalk and write sight words in the boxes. Have your child hop and read the words.

Password:



Make a Sight Word Password for each room in your house. Tape the sign on the door. Your child must read the word to enter the room.

Word Race:



Use a sand timer or stopwatch. Have your child read the sight word list and time himself. Do it again and try to beat the previous time.



Clap, Spell, Chant:

Clap the word, spell it letter by letter as you clap, then chant the word again!



Sweet and Salty Words:

Pour Salt or Sugar in a plastic shoe tub. Have students use a finger to write sight words in the salt or sugar then read the word.




Magnetic Words:

Use magnetic letters to spell sight words. Leave out a letter and have your child guess the missing letter.



Scoop the Sight Words:

Write sight words on index cards and bury in sand, corn kernels, etc. Have your child use a scoop to get a sight word and read it.



Sight Word Bingo:

Randomly write sight words on a bingo board. Call out a word and have your child find it and place a bingo chip, color square, etc. on it.








Sight Word Fishing:

Print colored card stock fish. Write a sight word on each fish, and attach a magnet to it. Use a fishing line on a dowel rod to "fish" for and read words.

Sight Word Bingo

B I N G O









PASSWORD

PASSWORD



PASSWORD

PASSWORD



Use these for sight word flash cards.

Pre-Primer Sight Words

a
and
away
big
blue
can
come
down
find
for
funny
go
help
here

I
in
is
it
jump
little
look
make
me
my
not
one
play
red

run
said
see
the
three
to
two
up
we
where
yellow
you

Primer Sight Words

all	into	that
am	like	there
are	must	they
at	new	this
ate	no	too
be	now	under
black	on	want
brown	our	was
but	out	well
came	please	went
did	pretty	what
do	ran	white
eat	ride	who
four	saw	will
get	say	with
good	she	yes
have	so	
he	soon	

First Grade Sight Words

after
again
an
any
ask
as
by
could
every
fly
from
give
going
had

has
her
him
his
how
just
know
let
live
may
of
old
once
open

over
put
round
some
stop
take
thank
them
then
think
walk
were
when

Second Grade Sight Words

always
around
because
been
before
best
both
buy
call
cold
does
don't
fast
first
five
found

gave
goes
green
its
made
many
off
or
pull
read
right
sing
sit
sleep
tell
their

these
those
upon
us
use
very
wash
which
why
wish
work
would
write
your


Third Grade Sight Words

about
better
bring
carry
clean
cut
done
draw
drink
eight
fall
far
full
got
grow

hold
hot
hurt
if
keep
kind
laugh
light
long
much
myself
never
only
own
pick

seven
shall
show
six
small
start
ten
today
together
try
warm

I create my products using clipart and fonts from the following:



Lovin Lit!

